

TheraPEAK® T-VIVO® Cell Culture Medium



Elevate proliferation, viability, and therapy potential with our chemically defined medium

Reduce variability concerns with TheraPEAK® T-VIVO®

Cell Culture Medium and achieve greater cell proliferation and viabilities along with increased process efficiencies. Its novel chemically defined formulation is serum-free and non-animal origin (NAO), ensuring consistency and increased process control.

TheraPEAK® T-VIVO® Medium enhances the culture and expansion of:

- $\alpha\beta$ and $\gamma\delta$ T cells
- CAR-T cells
- Peripheral blood lymphocytes (PBL)
- Tumor infiltrating lymphocytes (TIL)

With traceability documentation available including Certificates of Analysis and a Drug Master File, TheraPEAK® T-VIVO® Cell Culture Medium simplifies processes, supports regulatory compliance, and scale up from preclinical development through to manufacturing.

Features and benefits

- Contains only recombinant proteins
- Does not require serum or serum component addition
- Greater cell proliferation
- Easy-to-use formulation only requiring addition of cytokines
- High transduction efficiencies and post-transduction viabilities
- Produced according to current GMP guidelines

With demonstrated performance in a variety of platforms including static T-flasks, spinner flasks, gas-permeable cell expansion devices, rocking platform bioreactors, stirred-tank bioreactors and the Cocoon® Platform, TheraPEAK® T-VIVO® Medium allows you to successfully generate patient treatments for numerous indications.

Optimal performance across different platforms

T-cell expansion in TheraPEAK® T-VIVO® Medium compared with other commercial media in a gas-permeable cell expansion device

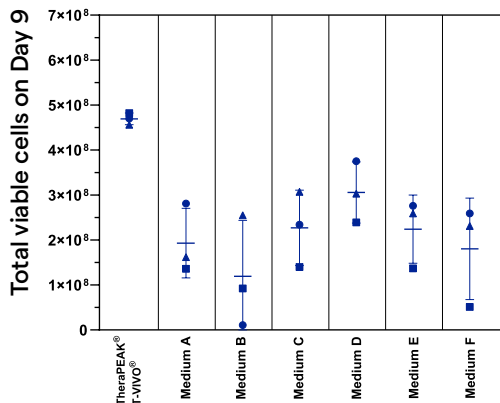


Figure 1. TheraPEAK® T-VIVO® Medium supports efficient T-cell expansion in a gas-permeable cell expansion device compared with various commercial media. All culture media are supplemented with recombinant human IL-2 (100 IU/mL). Each donor is represented by the ▲●● symbol.

Scale-up T-cell expansion in rocking motion platform and spinner flask using TheraPEAK® T-VIVO® Medium

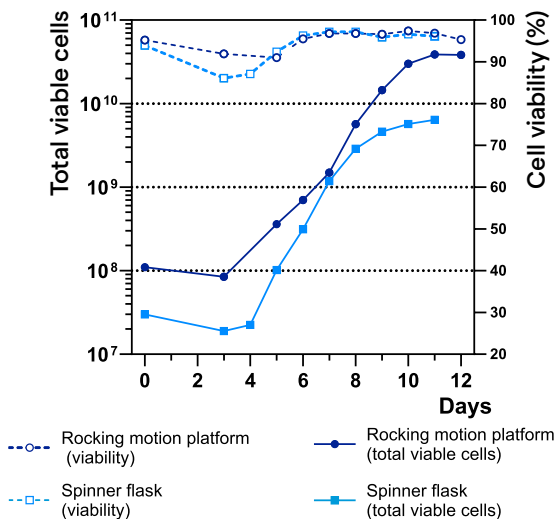


Figure 2. Full-scale T-cell expansion in spinner flask or rocking motion platform bioreactor. Peripheral blood mononuclear cells are activated via CD3 and CD28 and expanded with TheraPEAK® T-VIVO® Medium for up to 12 days. TheraPEAK® T-VIVO® Medium is supplemented with recombinant human IL-2 (100 IU/mL).

Place your order or contact us for further information

Catalog no.	Description	Size and packaging
BP12-970Q	TheraPEAK® T-VIVO® Cell Culture Medium	1 Liter bottle
BP08-970Y	TheraPEAK® T-VIVO® Cell Culture Medium	1 Liter bag
BP08-970H	TheraPEAK® T-VIVO® Cell Culture Medium	5 Liter bag

Customization of packaging for specific applications is available. Please contact Scientific Support for additional information.

γδ T-cell expansion from PBMCs using Zoledronic Acid Small-scale expansion in T-flask

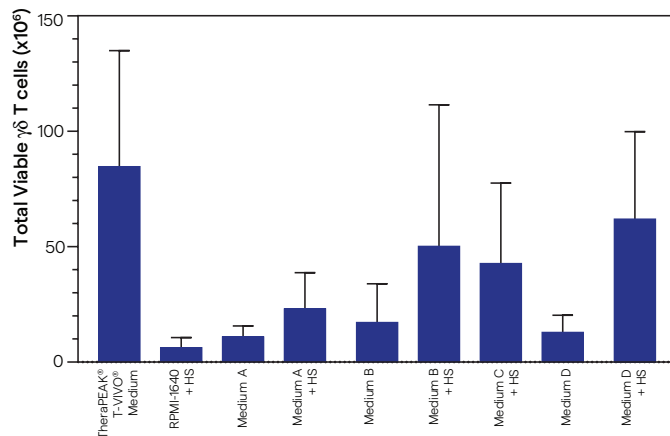


Figure 3. γδ T-cell expansion out of PBMCs (2.0 × 10⁶ cells) using zoledronic acid (6 μM). Recombinant human IL-2 (200 IU/mL) is used in all media.

Day	γδ T cell		non-γδ T cell	
	Total viable cells	Viability %	Total viable cells	Viability %
0	0.24 × 10 ⁶	86.4%	0.24 × 10 ⁶	86.4%
7	8.0 × 10 ⁶	85.9%	9.0 × 10 ⁶	88.0%
9	28.8 × 10 ⁶	87.9%	38.6 × 10 ⁶	93.4%
12	207.8 × 10 ⁶	93.1%	274.4 × 10 ⁶	97.5%
19	6,000 × 10 ⁶ (*)	93.4%	1,500 × 10 ⁶ (*)	91.9%

* calculated based on fold-expansion from day 12-19

Table 1. Expansion of both Vδ1 and Vδ2 T cells from PBMCs using TheraPEAK® T-VIVO® Medium.

Contact us

North America

Customer Service: +1 800 638 8174 (toll free)
order.us@lonza.com
Scientific Support: +1 800 521 0390 (toll free)
scientific.support@lonza.com

Europe

Customer Service: +32 87 321 611
order.europe@lonza.com
Scientific Support: +49 221 99199 400
scientific.support.eu@lonza.com

International

Contact your local Lonza Distributor
Customer Service: +1 301 898 7025
Fax: +1 301 845 8291

scientific.support@lonza.com

Lonza Walkersville, Inc. – Walkersville, MD 21793

Learn more.



All TheraPEAK® Products are produced according to applicable standards and follow the USP/EP guidance for cell and gene therapy raw materials. It is the end user's responsibility to ensure full compliance with all regulations based on their use of Lonza's products in their specific process. All trademarks belong to Lonza, and are registered in the USA, EU and/or CH or belong to third-party owners and are used only for informational purposes. All third-party copyrights have been reproduced with permission from their owners. The user bears the sole responsibility for determining the existence of any third-party rights, as well as obtaining any necessary licenses and approvals. The information contained herein is believed to be correct. However, no warranty is made, either expressed or implied. For more details: www.lonza.com/legal.

©2025 Lonza. All rights reserved.

CT-TS008 04/25

bioscience.lonza.com
lonza.com/therapeak-t-vivo