

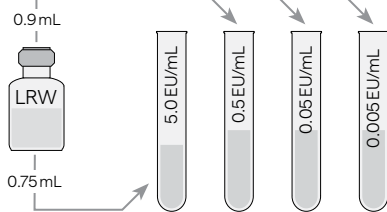
## PyroGene® Recombinant Factor C Assay Procedure Quick Guide

This is a step-by-step guide depicting how to perform the PyroGene® Recombinant Factor C assay. Prior to initiating the assay procedure, allow reagent vials to equilibrate to room temperature. The incubating microplate reader should also be turned on and a plate template created in the WinKQCL® Software.

### Step 3

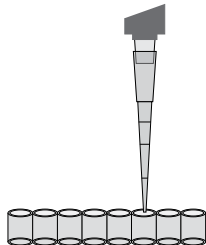
Label the tubes with the appropriate endotoxin concentration and add 0.75 mL of LRW to the 5.0 EU/mL tube. Add 0.9 mL of LRW to each of the remaining tubes.

(e.g. based on a test with an operating standard curve of 0.005–5.0 EU/mL)



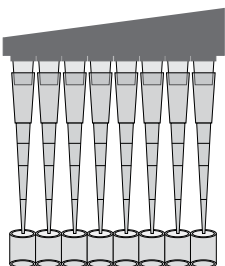
### Step 5

Dispense the LRW blank (100 µL), endotoxin standards (100 µL), product samples (100 µL), positive controls (10 µL), etc. into the appropriate wells of the microplate.



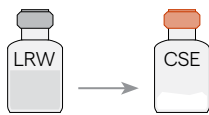
### Step 8

Use an eight-channel-pipettor to dispense 100 µL of the working reagent into the appropriate wells of the microplate.



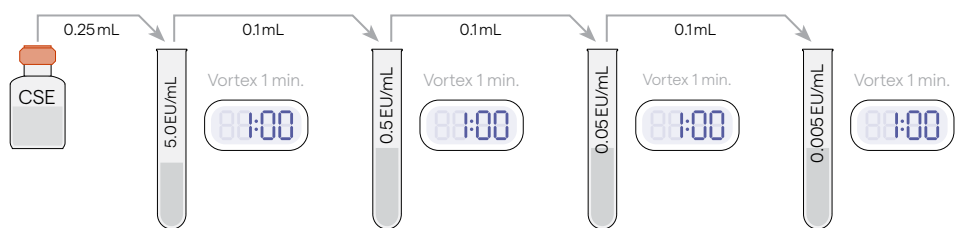
### Step 1

Reconstitute Control Standard Endotoxin (CSE) with LAL Reagent Water (LRW) to yield a solution containing 20 EU/mL.



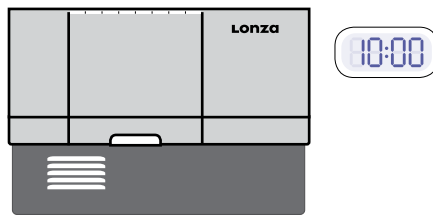
### Step 4

Prepare a series of endotoxin standards.



### Step 6

Pre-incubate the plate for ≥10 minutes at 37°C ± 1°C in the microplate reader.



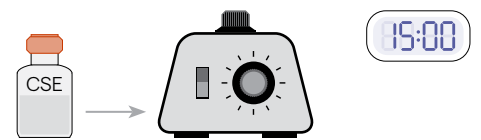
### Step 9

Initiate the test by clicking the **OK** button in the WinKQCL® Software.



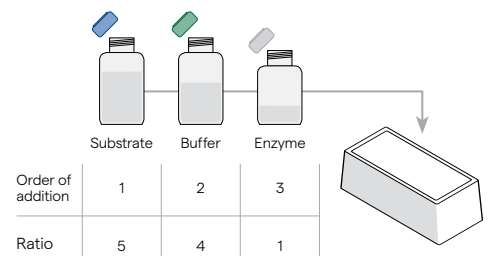
### Step 2

Vortex for 15 minutes.



### Step 7

During incubation period, prepare the working reagent, which consists of fluorogenic substrate, assay buffer and rFC enzyme solution in a 5:4:1 ratio, respectively. Add enzyme last to the buffered substrate.



## Materials, Equipment and Documents Needed

### Reagents

- rFC Enzyme Solution
- Fluorogenic Substrate
- rFC Assay Buffer
- Control Standard Endotoxin (CSE)
- LAL Reagent Water (LRW) (# W50-640, W50-100, W50-500)

Please contact your local sales representative for additional information.

### Accessories

- Glass dilution tubes (# N207)
- Individually wrapped serological pipettes (optional)
- Tips
- 96-well plates (# 25-340)
- Reagent reservoirs (# 00190035)

Use pyrogen-free accessories that have been qualified for endotoxin testing.

### Equipment and Software

- Eight-channel-pipettor
- Incubating fluorescence microplate reader
- WinKQCL® Software
- Pipettors
- Timer
- Vortex mixer

### Supporting Documents

- Certificate of Analysis (CoA), [www.lonza.com/coa](http://www.lonza.com/coa)
- PyroGene® Recombinant Factor C Endotoxin Detection Assay Package Insert

### Points to Consider

- Use matched reagents
- Use glass tubes for making endotoxin dilutions (plastic tubes are not recommended)
- Follow all suggested endotoxin vortexing times
- Use pyrogen-free accessories that have been qualified for endotoxin testing
- Equilibrate reagents to room temperature before use
- Do not vortex the working reagent
- Avoid bubbles when plating reagents into the 96-well plate
- Avoid contaminating samples, standards, LRW and accessories
- Use equipment that has been installed, validated and maintained properly

## Contact us

### North America

Customer Service: +1 800 638 8174 (toll free)  
[order.us@lonza.com](mailto:order.us@lonza.com)  
Scientific Support: +1 800 521 0390 (toll free)  
[scientific.support@lonza.com](mailto:scientific.support@lonza.com)

### Europe

Customer Service: +32 87 321 611  
[order.europe@lonza.com](mailto:order.europe@lonza.com)  
Scientific Support: +32 87 321 611  
[scientific.support.eu@lonza.com](mailto:scientific.support.eu@lonza.com)

### International

Contact your local Lonza Distributor  
Customer Service: +1 301 898 7025  
Fax: +1 301 845 8291  
[scientific.support@lonza.com](mailto:scientific.support@lonza.com)

Lonza Walkersville, Inc. – Walkersville, MD 21793

All trademarks belong to Lonza, registered in USA, EU or CH or to third party owners and used only for informational purposes. The information contained herein is believed to be correct and corresponds to the latest state of scientific and technical knowledge. However, no warranty is made, either expressed or implied, regarding its accuracy or the results to be obtained from the use of such information and no warranty is expressed or implied concerning the use of these products. The buyer assumes all risks of use and/or handling. Any user must make his own determination and satisfy himself that the products supplied by Lonza Group Ltd or its affiliates and the information and recommendations given by Lonza Group Ltd or its affiliates are (i) suitable for intended process or purpose, (ii) in compliance with environmental, health and safety regulations, and (iii) will not infringe any third party's intellectual property rights. The user bears the sole responsibility for determining the existence of any such third party rights, as well as obtaining any necessary licenses. For more details: [www.lonza.com/legal](http://www.lonza.com/legal).

©2021 Lonza. All rights reserved.  
TS-RT-DS015 01/22

[www.lonza.com/pyrogene](http://www.lonza.com/pyrogene)